




SWAMI VIVEKANAND  
**SUBHARTI**  
UNIVERSITY  
UGC Approved Meerut



AN ISO 21001: 2018 ORGANIZATION

OFFICE OF THE REGISTRAR

Gp Capt M Yakoob

M-in-D (Retd.), M.Tech.

REGISTRAR

registrar@subharti.org

Ref.No.U-508/SVSU/2026/4437

Date:04.06.2026

### NOTIFICATION

It is hereby notified for information of all the concerned that the Academic Council in its 36<sup>th</sup> meeting held on 11-03-2026 vide resolution No.36(41) has approved the following new ordinance:

**Ordinance No.V-150(A)**, relating to Master in Medical Radiology & Imaging Technology (M.MRIT)

The copy of above is enclosed and shall be applicable from Academic Session 2026-27 onwards.

This issues with the approval of the Hon'ble Vice Chancellor.

Ref.No.U-508/SVSU/2026/4437

Copy forwarded to information of:

1. Hon'ble Vice-Chancellor
2. Controller of Examination
3. Dean-Academics
4. Director-IQAC
5. Principal-Subharti College of Allied and Healthcare (for compliance please)
6. CTO (with a request to upload the ordinance on University website)
7. Additional Registrar-Academics
8. Guard File

*Yakoob*  
04.06  
2026

Registrar

Date: 04.06.2026



*Yakoob*  
04.06  
2026

Registrar



0121 6678000

Subhartipuram, NH-58, Delhi-Haridwar Bypass Road, Meerut-250005 (U.P.) INDIA

V-150A

**Ordinance No.....A GOVERNING**  
**TWO YEAR MASTER IN MEDICAL RADIOLOGY AND IMAGING TECHNOLOGY**  
**(MMRIT) PROGRAMME**

(TWO YEARS)

(Effective From: 2026-27)

1. This ordinance may be called the “**Ordinance relating to Master in Medical Radiology and Imaging Technology (MMRIT)**” programme. This ordinance has been drafted in accordance with **National Commission for Allied and Healthcare Professions (NCAHP)** guidelines; all future updates issued by the NCAHP will be strictly implemented.
2. This ordinance shall be applicable from the Academic Session 2026-27.
3. Master in Medical Radiology and Imaging Technology (MMRIT) shall be conducted in the Department of Medical Radiology and Imaging Technology under the Subharti College of Allied and Healthcare, Faculty of Allied Health Sciences.

**I. GENERAL PROVISION**

1. The programme of study leading to MMRIT of SVSU shall be of two years duration. The programme of study leading to MMRIT of the SVSU shall be conducted in the Department of Medical Radiology and Imaging Technology under the Subharti College of Allied and Healthcare, Faculty of Allied Health Sciences.
2. The admission to MMRIT programme shall be dealt with by the Director Admission Cell and Principal, the last date for the receipt of the application form shall be fixed by the Director, Admission Cell as per the guidelines received from the Uttar Pradesh State Allied and Healthcare Council (UPSAHC).
3. The candidate seeking admission will have to apply on a prescribed format available from the University on payment of prescribed fee.

**A. Admission Eligibility Criteria**


- a. Candidates must have passed Bachelor of Medical Radiology & Imaging Technology (B.MRIT)/ Bachelor of Medical Radiodiagnosis & Imaging Technology (BMRIT)/ B.Sc. Radiological Technology/ B.Sc. Radiography/B.Sc. Medical Radiology & Imaging Technology/ B.Sc. Radiography & Imaging Technology or any other equivalent course with B.MRIT.


or



Principal

Subharti College of Allied and Healthcare









B.Sc./ life Sciences with PG Diploma/Advance Diploma in the related field (2 yrs) on regular mode from recognized university.

b. Admission on the basis of entrance exams by Swami Vivekanand Subharti University, Meerut.

c. Post Graduate entrance criteria require to be compulsory registered member of NCAHP.

**Elective specializations:**

a. MMRIT course offers three elective broad specializations during the admissions. First and Second semesters will be having common core subjects to all the students. During the study of Third and Fourth semesters there will be three elective broad specializations. Three elective broad specializations are as follows:

- **CT Imaging Technology**
- **MR Imaging Technology**
- **Breast Imaging Technology**

Selecting of elective broad specializations must be done during the admission itself as per ranking. There will be no option to change the elective broad specializations after the start of the academic year


**B. Intake:** The intake to MMRIT programme shall be 10 which will be distributed on elective subjects as follows:




<b>Intake :10 seat</b>
MMRIT – Elective of CT Imaging Technology: <b>4 seats</b>
MMRIT – Elective of MR Imaging Technology: <b>4 seats</b>
MMRIT – Elective of Breast Imaging Technology: <b>2 seats</b>

**C. Degree Awarded:** Master in Medical Radiology and Imaging Technology (MMRIT)

## II. CONDUCT OF THE PROGRAMME

1. A candidate admitted to the MMRIT programme shall be permitted to appear at University examinations only when he/she has been enrolled as a student of the SVSU and has submitted the migration certificate and paid the enrollment fee prescribed here in after by the ordinances

  
**Principal**  
Subharti College of Allied and Healthcare  
Swami Vivekanand Subharti University,  
Meerut U.P. - 250005

2. To qualify for the MMRIT programme, the candidate must earn the prescribed number of credits as contained in the course structure/syllabus detailed herein after.
3. A student of the M..MRIT programme shall not be permitted to seek admission concurrently to any other equivalent or higher degree or diploma examination in the university.
4. All academic coursework must be completed within 4 years from the date of admission. Note: If a candidate does not complete within the 4 years, he/she should re-register

### III. ATTENDANCE RULES

A candidate has to secure minimum –

1. 80% attendance in theoretical.
2. 80% attendance in skill training (practical) for qualifying to appear for the final examination. No relaxation, whatsoever, will be permissible to this rule under any ground including indisposition etc.
3. A candidate having a shortage of attendance shall repeat the exam when it is offered next.

#### Medium of instruction

English shall be the medium of instruction for all the subject of study and for examination of the course.


### IV. COURSE STRUCTURE AND SCHEME OF EXAMINATION OF MMRIT PROGRAMME

#### Course Structure

Semester	Course	Code	Credit (L+T+P)*
I	Radiological and Medical Physics	MMRIT01	2+1+6
I	Clinical Special Radiography Positioning	MMRIT02	2+1+6
I	Biostatistics and Research Methodology	MMRIT03	3+0+0
I	MMRIT Radiology Clinical Education-Part I (studentship)	-	0+0+15
II	Modern Radiological Imaging-Equipment and Physics	MMRIT04	2+1+4
II	Modern Imaging and Special Radiological Procedure	MMRIT05	2+1+4

  
Principal

Subharti College of Allied and Healthcare  
Swami Vivekanand Subharti





II	Contrast Media and Interventional Radiology	MMRIT06	2+1+4
II	MMRIT Radiology Clinical Education-Part II (studentship)	-	0+0+15
<b>Electives of CT Technology</b>			
III	Principle of CT Imaging Technology	MMRIT07	2+1+4
III	CT Imaging Procedures and Scanning Protocols	MMRIT08	3+1+4
III	Basic and Cross-Sectional Anatomy in CT Imaging	MMRIT09	0+2+4
III	MMRIT Radiology Clinical Education-Part III (studentship)	-	0+0+15
IV	Advancements in CT Technology	MMRIT10	2+1+4
IV	Quality Assurance, Radiation Protection and Patient care in CT Imaging	MMRIT11	2+1+4
IV	Basic Pathology and Image Interpretation in CT Imaging	MMRIT12	0+0+6
IV	Dissertation	MMRIT13	-
IV	MRMMRIT Radiology Clinical Education-Part IV (studentship)	-	0+0+15
<b>Electives of MRI Technology</b>			
III	Principles of MR Imaging Technology	MMRIT14	2+1+4
III	MR Imaging Procedures and Scanning Protocols	MMRIT15	3+1+4
III	Basic and Cross-Sectional Anatomy in MR Imaging	MMRIT16	0+2+4
III	MMRIT Radiology Clinical Education-Part III (studentship)	-	0+0+15
IV	Advancements in MR Imaging Technology	MMRIT17	2+1+4
IV	Planning, Safety and Patient care in MR Imaging	MMRIT18	2+1+4
IV	Basics Pathology and Image Interpretation in MR Imaging	MMRIT19	0+0+6
IV	Dissertation	MMRIT20	-
IV	MRMMRIT Radiology Clinical Education-Part IV (studentship)	-	0+0+15
<b>Electives of Breast Imaging Technology</b>			
III	Principle of Breast Imaging Technology	MMRIT21	2+1+4
III	Breast Imaging Procedures and Scanning Protocols	MMRIT22	3+1+4

III	Basics and Cross-Sectional anatomy of Breast	MMRIT23	0+2+4
III	MMRIT Radiology Clinical Education-Part III (studentship)	-	0+0+15
IV	Advancements in Breast Imaging Technology	MMRIT24	2+1+4
IV	Quality Assurance, Radiation Protection and Patient care in Breast Imaging	MMRIT25	2+1+4
IV	Basics Pathology and Image Interpretation in Breast Imaging	MMRIT26	0+0+6
IV	Dissertation	MMRIT27	-
IV	MMMRIT Radiology Clinical Education-Part IV (studentship)	-	0+0+15

\*L- Lecture, T-Tutorial, P- Practical

**SUMMARY OF CREDIT SYSTEM**  
**FOR MASTER IN MEDICAL RADIOLOGY AND IMAGING TECHNOLOGY**  
**(MMRIT)**

S. No.	Semester	NO. OF CREDITS
1	I	20
2	II	20
3	III	20
4	IV	20
<b>GRAND TOTAL</b>		<b>80</b>

**Total credits = 80 credits**

**Total Contact hours = 2784 hours**


**Assessment and Evaluation:**


**Scheme of Evaluation**


The academic performance is assessed on the basis of both Continuous Comprehensive Evaluation (CCE) assessment and University Examination (UE) in each semester. Weightage will be in the ratio of 30% for CCE and 70% for UE.

**Continuous Comprehensive Evaluation (CCE)**

- 30% of the total marks is allotted for CCE in each course.

  
Principal  
Subharti College of Allied and Healthcare  
Swami Vivekanand Subharti University,  
Meerut U.P. - 250 055

  
M.P. Singh





- 50% of CCE shall be based on the average of marks obtained in two notified formative written tests.
- Absence without prior permission for a formative test shall result in scoring of the test as zero.
- The remaining 50% of CCE will be based on internal assessments in the form of evaluation of seminars, journal club presentations, case presentations, completion of assignments etc. which will be specified in the individual course curricula.
- CCE will be conducted for theory and practical for each course wherever applicable.
- A candidate must secure at least 40% of total marks fixed for CCE in the particular course in order to be eligible to appear for the University Examination for that course.

### University Examination (UE)

There shall be a University Examination at the end of each semester. To be eligible to appear for UE a candidate should fulfil all the following conditions-

- Undergone satisfactorily the approved programme of study in the course/courses for the prescribed duration.
- 80% attendance separately in theory and in practical/hospital postings, in each course.
- Shall have the minimum attendance requirement in all courses of that semester for the first appearance
- Secure at least 40% of total marks fixed for CCE in a particular course; and
- Fulfil any other requirement that may be prescribed by the University from time to time.
- UE will consist of Theory examination for all courses and in addition, Practical examination for specified courses.
- Theory examination
- Written tests with question types, pattern, duration and weightage as specified in the Course-wise curricula
- Setting of question papers and evaluation of answer scripts as per University regulations
- Practical examination
- Broad outline would be in the form of Spotters, Demonstration of equipment handling, Case based discussions

### Criteria for pass:

- A Candidate has to score 50% each in theory and practical wherever applicable to be declared as pass. In case of fail, subsequently candidate has to appear for both theory and practical examination of the university in that particular course.

### Distribution of Credits:

L – Lectures- 1 hour: 1 credit

Principal  
Subharti College of Allied and Healthcare  
Swami Vivekanand Subharti University,  
Meerut U P - 250005

M.P. Singh  
Subpendra Rajput

T – Tutorial- 1 hour: 1 credit

P – Practical- 2 hours: 1 credit

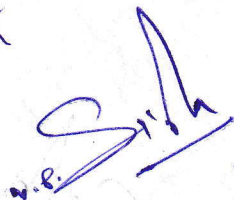
Clinical (Studentship)- 3 hours: 1 credit

**Distribution of Marks, Teaching Subjects and Examination Evaluation Scheme  
Programme: Master in Medical Radiology and Imaging Technology, 1st Semester**

S. No	Subject code	Subject Name	Hours Per Week				Examination Scheme				Grand Total
			L	T	P	C	Theory Marks		Practical Marks		
							UE	CCE	UE	CCE	
1	MMRIT01	Radiological and Medical Physics	2	1	6	6	70	30	-	-	100
2	MMRIT02	Clinical Special Radiography Positioning	2	1	6	6	70	30	70#	30	200
3	MMRIT03	Biostatistics and Research Methodology	3	0	0	3	70	30	-	-	100
4		MMRIT Radiology Clinical Education-Part I (studentship)	-	-	15	5	--		70	30	100
<b>Grand Total</b>			<b>7</b>	<b>2</b>	<b>27</b>	<b>20</b>	<b>210</b>	<b>90</b>	<b>140</b>	<b>60</b>	<b>500</b>

Abbreviations: L- Lecture, T-Tutorial, P- Practical, C- Credit, CCE- Continuous Comprehensive Evaluation, UE- University External, \*Internal Assessment, # External Assessment.

\*Internal Assessment (Institutional Level examination) marks are not to be counted for the grade at the end of the semester.



Principal

Subharti College of Allied and Healthcare  
Swami Vivekanand Subharti University,  
Meerut U P - 250005



**Distribution of Marks, Teaching subjects and Examination evaluation scheme**  
**Programme: Master in Medical Radiology and Imaging Technology, IInd Semester**

S. No	Subject code	Subject Name	Hours Per Week				Examination Scheme				Grand Total
			L	T	P	C	Theory Marks		Practical Marks		
							UE	CCE	UE	CCE	
1	MMRIT04	Modern Radiological Imaging-Equipment and Physics	2	1	4	5	70	30	-	-	100
2	MMRIT05	Modern Imaging and Special Radiological Procedure	2	1	4	5	70	30	70#	30	200
3	MMRIT06	Contrast Media and Interventional Radiology	2	1	4	5	70	30	70#	30	200
4		MMRIT Radiology Clinical Education-Part II (studentship)	-	-	15	5	-	-	70	30	100
<b>Grand Total</b>			<b>6</b>	<b>3</b>	<b>27</b>	<b>20</b>	<b>210</b>	<b>90</b>	<b>210</b>	<b>90</b>	<b>600</b>


Abbreviations: L- Lecture, T-Tutorial, P- Practical, C- Credit, CCE- Continuous Comprehensive Evaluation, UE- University External, \*Internal Assessment, # External Assessment.

\*Internal Assessment (Institutional Level examination) marks are not to be counted for the grade at the end of the semester.



Principal

Subharti College of Allied and Healthcare  
 Swami Vivekanand Subharti University  
 Meerut U.P. 250005







**Distribution of Marks, Teaching subjects and Examination evaluation scheme**  
**Programme: Master in Medical Radiology and Imaging Technology, IIIrd Semester**  
**(Electives of CT Technology)**

S. No	Subject code	Subject Name	Hours Per Week				Examination Scheme				Grand Total
			L	T	P	C	Theory Marks		Practical Marks		
							UE	CCE	UE	CCE	
1	MMRIT07	Principle of CT Imaging Technology	2	1	4	5	70	30	-	-	100
2	MMRIT08	CT Imaging Procedures and Scanning Protocols	3	1	4	6	70	30	70#	30	200
3	MMRIT09	Basic and Cross-Sectional Anatomy in CT Imaging	-	2	4	4	-	-	70#	30	100
4		MMRIT Radiology Clinical Education-Part III (studentship)	-	-	15	5	-	-	70	30	100
<b>Grand Total</b>			<b>5</b>	<b>4</b>	<b>27</b>	<b>20</b>	<b>140</b>	<b>60</b>	<b>210</b>	<b>90</b>	<b>500</b>

Abbreviations: L- Lecture, T-Tutorial, P- Practical, C- Credit, CCE- Continuous Comprehensive Evaluation, UE- University External, \*Internal Assessment, # External Assessment.

\*Internal Assessment (Institutional Level examination) marks are not to be counted for the grade at the end of the semester.

  
Principal  
Subharti College of Allied and Healthcare  
Swami Vivekanand Subharti University,  
Meerut U P - 250005

  
Subharti  
  
V.P. Singh  
  
Anish





**Distribution of Marks, Teaching subjects and Examination evaluation scheme**  
**Programme: Master in Medical Radiology and Imaging Technology, IVth Semester**  
**(Electives of CT Technology)**

S. No	Subject code	Subject Name	Hours Per Week				Examination Scheme				Grand Total
			L	T	P	C	Theory Marks		Practical Marks		
							UE	CCE	UE	CCE	
1	MMRIT10	Advancements in CT Technology	2	1	4	5	70	30	-	-	100
2	MMRIT11	Quality Assurance, Radiation Protection and Patient Care in CT Imaging	2	1	4	5	70	30	70#	30	200
3	MMRIT12	Basic Pathology and Image Interpretation in CT Imaging	-	-	6	3	-	-	70#	30	100
4	MMRIT13	Dissertation	-	-	-	2	-	-	70#	30	100
		MRMMRIT Radiology Clinical Education-Part IV (studentship)	-	-	15	5	-	-	70	30	100
<b>Grand Total</b>			<b>4</b>	<b>2</b>	<b>29</b>	<b>20</b>	<b>140</b>	<b>60</b>	<b>280</b>	<b>120</b>	<b>600</b>

Abbreviations: L- Lecture, T-Tutorial, P- Practical, C- Credit, CCE- Continuous Comprehensive Evaluation, UE- University External, \*Internal Assessment, # External Assessment.

\*Internal Assessment (Institutional Level examination) marks are not to be counted for the grade at the end of the semester.

  
**Principal**  
 Subharti College of Allied and Healthcare  
 Swami Vivekanand Subharti University  
 Meerut U P - 250005

  
 H.O.P.  
 Subharti College of Allied and Healthcare  
 Meerut

**Distribution of Marks, Teaching subjects and Examination evaluation scheme**  
**Programme: Master in Medical Radiology and Imaging Technology, IIIrd Semester**  
**(Electives of MRI Technology)**

S. No	Subject code	Subject Name	Hours Per Week				Examination Scheme				Grand Total
			L	T	P	C	Theory Marks		Practical Marks		
							UE	CCE	UE	CCE	
1	MMRIT14	Principles of MR Imaging Technology	2	1	4	5	70	30	-	-	100
2	MMRIT15	MR Imaging Procedures and Scanning Protocols	3	1	4	6	70	30	70#	30	200
3	MMRIT16	Basic and Cross-Sectional Anatomy in MR Imaging	-	2	4	4	-	-	70#	30	100
4		MMRIT Radiology Clinical Education-Part III (studentship)	-	-	15	5	-	-	70	30	100
<b>Grand Total</b>			<b>5</b>	<b>4</b>	<b>27</b>	<b>20</b>	<b>140</b>	<b>60</b>	<b>210</b>	<b>90</b>	<b>500</b>

Abbreviations: L- Lecture, T-Tutorial, P- Practical, C- Credit, CCE- Continuous Comprehensive Evaluation, UE- University External, \*Internal Assessment, # External Assessment.

\*Internal Assessment (Institutional Level examination) marks are not to be counted for the grade at the end of the semester.



Principal

Subharti College of Allied and Healthcare  
 Swami Vivekanand Subharti University,  
 Meerut U P - 250005





**Distribution of Marks, Teaching subjects and Examination evaluation scheme**  
**Programme: Master in Medical Radiology and Imaging Technology, IVth Semester**  
**(Electives of MRI Technology)**

S. No	Subject code	Subject Name	Hours Per Week				Examination Scheme				Grand Total
			L	T	P	C	Theory Marks		Practical Marks		
							UE	CCE	UE	CCE	
1	MMRIT17	Advancements in MR Imaging Technology	2	1	4	5	70	30	-	-	100
2	MMRIT18	Planning, Safety and Patient care in MR Imaging	2	1	4	5	70	30	70#	30	200
3	MMRIT19	Basics Pathology and Image Interpretation in MR Imaging	-	-	6	3	-	-	70#	30	100
4	MMRIT20	Dissertation	-	-	-	2	-	-	70#	30	100
		MRMMRIT Radiology Clinical Education-Part IV (studentship)	-	-	15	5	-	-	70	30	100
<b>Grand Total</b>			<b>4</b>	<b>2</b>	<b>29</b>	<b>20</b>	<b>140</b>	<b>60</b>	<b>280</b>	<b>120</b>	<b>600</b>

Abbreviations: L- Lecture, T-Tutorial, P- Practical, C- Credit, CCE- Continuous Comprehensive Evaluation, UE- University External, \*Internal Assessment, # External Assessment.

\*Internal Assessment (Institutional Level examination) marks are not to be counted for the grade at the end of the semester.

Principal

Subharti College of Allied and Health Care  
 Swami Vivekanand Subharti University,  
 Meerut U.P. - 250005

Independent Rajput

**Distribution of Marks, Teaching subjects and Examination evaluation scheme**  
**Programme: Master in Medical Radiology and Imaging Technology, IIIrd Semester**  
**(Electives of Breast Imaging Technology)**

S. No	Subject code	Subject Name	Hours Per Week				Examination Scheme				Grand Total
			L	T	P	C	Theory Marks		Practical Marks		
							UE	CCE	UE	CCE	
1	MMRIT21	Principle of Breast Imaging Technology	2	1	4	5	70	30	-	-	100
2	MMRIT22	Breast Imaging Procedures and Scanning Protocols	3	1	4	6	70	30	70#	30	200
3	MMRIT23	Basics and Cross-Sectional Anatomy of Breast	-	2	4	4	-	-	70#	30	100
4		MMRIT Radiology Clinical Education-Part III (studentship)	-	-	15	5	-	-	70	30	100
<b>Grand Total</b>			<b>5</b>	<b>4</b>	<b>27</b>	<b>20</b>	<b>140</b>	<b>60</b>	<b>210</b>	<b>90</b>	<b>500</b>

Abbreviations: L- Lecture, T-Tutorial, P- Practical, C- Credit, CCE- Continuous Comprehensive Evaluation, UE- University External, \*Internal Assessment, # External Assessment.

\*Internal Assessment (Institutional Level examination) marks are not to be counted for the grade at the end of the semester.

*P.*

*v.p. Singh*

*[Signature]*

Principal

*[Signature]*  
*[Signature]*

*[Signature]*

Subharti College of Allied and Health Care  
 Wami Vivekanand Subharti University  
 Meerut UP - 250005

**istribution of Marks, Teaching subjects and Examination evaluation scheme**  
**Programme: Master in Medical Radiology and Imaging Technology, IVth Semester**  
**(Electives of Breast Imaging Technology)**

S. No	Subject code	Subject Name	Hours Per Week				Examination Scheme				Grand Total
			L	T	P	C	Theory Marks		Practical Marks		
							UE	CCE	UE	CCE	
1	MMRIT24	Advancements in Breast Imaging Technology	2	1	4	5	70	30	-	-	100
2	MMRIT25	Quality Assurance, Radiation Protection and Patient care in Breast Imaging	2	1	4	5	70	30	70#	30	200
3	MMRIT26	Basics Pathology and Image Interpretation in Breast Imaging	-	-	6	3	-	-	70#	30	100
4	MMRIT27	Dissertation	-	-	-	2	-	-	70#	30	100
		MMMRIT Radiology Clinical Education-Part IV (studentship)	-	-	15	5	-	-	70	30	100
<b>Grand Total</b>			<b>4</b>	<b>2</b>	<b>29</b>	<b>20</b>	<b>140</b>	<b>60</b>	<b>280</b>	<b>120</b>	<b>600</b>

Abbreviations: L- Lecture, T-Tutorial, P- Practical, C- Credit, CCE- Continuous Comprehensive Evaluation, UE- University External, \*Internal Assessment, # External Assessment.


\*Internal Assessment (Institutional Level examination) marks are not to be counted for the grade at the end of the semester.



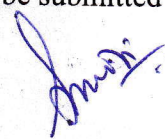
**Studentship or observership must include:**

- A minimum of 14 hours per week is considered as studentship in every semesters.
- Provide simulation and skill labs for practicing skills specific to the programme in the initial years of observership/studentship.
- Every semester must have journal club/UG teaching/Mentoring/seminars/workshops on new developments/ technologies.
- All practical skills must be supervised and recorded in a digital Logbook and skills to be evaluated after the completion of the studentship.

**Dissertation:**

- A candidate is required to carry out a research study in select area of his/her subject, under the supervision of a faculty guide. The results of such a study shall be submitted to the University

  
**Principal**  
 Subharti College of Allied and Healthcare  
 Wami Vivekanand Subharti University,  
 Meerut U P - 250005

  
 Subharti  
  
 V.K. Singh  
  
 Anshu

in the form a dissertation as per the prescribed format and within the date stipulated by the University.

- The dissertation work is aimed at training a postgraduate candidate in research methodology and techniques. It includes identification of the problem, formulation of a hypothesis, review of literature, getting acquainted with recent advances, designing of a research study, collection of data, critical analysis, and comparison of results and drawing conclusions.

#### **Guide:**

- A Guide shall be a Post MD/PhD or MMRIT with at least 2 years of teaching experience. Each guide can take up to a maximum of three students per academic year. However, a co-guide can be opted wherever required with prior permission of the Institute and University. The co-guide shall also be a postgraduate teacher recognized by the University as a guide.
- Candidate shall submit synopsis to the University through the Guide and Head of the Institute on or before end of first semester or within date notified by the University, whichever earlier.
- Once the synopsis is approved and registered by the University no change in the topic or Guide shall be made without the prior approval of the University.
- In the event of registered Guide leaving the Institute or in the event of the death of the Guide, a change of Guide shall be permitted by the University, on the specific recommendation of the Institute.

#### **Ethical clearance**


Ethical Clearance should be obtained for a study involving any procedure on human subject. The candidate should apply for the certificate to the Ethics Committee of the Institute/University, through the Guide and present the study before the Committee for clearance. A copy of the certificate should be attached along with the synopsis forwarded at the time of submission of synopsis. All such clearance should be sought within three months of the commencement of the I semester.


#### **Submission of synopsis**


Synopsis should be vetted by guide, HOD and departmental curriculum development cell and approved by the institutional ethics committee before submission to the university. The synopsis should be submitted as per the format on or before the end of first semester, or within the date notified by the University, whichever is earlier. Once the synopsis is approved and registered by the university no change in the topic or Guide shall be made without the prior approval of the University.


#### **Final submission of the dissertation**

The dissertation complete in all respects and duly certified by the Guide/Co-guide, Course Co-ordinator/ HoD/ Director should be submitted it to the Controller of Examinations as per the date

  
Principal  
Subharti College of Allied and Healthcare  
Swami Vivekanand Subharti University,  
Meerut U.P. - 250 005

  
Subharti

  
V.P. Singh

  
Anjali

  
Subharti

specified by the University, generally three month before commencement of University examinations.

### Preparation of dissertation

The written text of dissertation shall be as per the format, shall not exceed 100 pages (cover to cover). It should be neatly typed with 1.5 line spacing on one side of the paper (A4 size: 8.27" x 11.69") and properly bound. Spiral binding should be avoided. E-submission of the dissertation is mandatory

### Scheme of evaluation

The dissertation will be evaluated at the time of university examination of IV semester by a panel of examiner (Internal and External) appointed as per guidelines of NCAHP.

### Evaluation format for dissertation

Sl. No	University Evaluation Marks	Max Marks
1	Objectives, Research Question, Literature Review	25
2	Results and Discussion	25
3	Viva voce	50
	Total	100

### Criteria for pass:

A candidate is declared to have passed the examination in a subject if he/she secures minimum 40% of marks separately and overall 50% marks separately in theory and practical including internal assessment.

A candidate who fails in any subject shall have to appear only in that subject in subsequent Examination

### Carry over benefit:

A candidate shall appear for all the subjects of that particular semester in the University examinations but failed in that semester can avail this benefit, provided:

1. A candidate who fails in not more than 2 subjects in I semester is allowed to move to II semester.
2. The candidate with back log subjects shall take both I semester backlog subjects as well as II semester subjects. The candidate with a backlog of not more than 2 subjects in II semester is allowed to go to the III semester till he/she clears all I semester subjects.
3. The candidate with a backlog of not more than 2 subjects in III semester is allowed to go to the IV semester till he/she clears all II semester subjects.

Principal  
Subharti College of Allied and Healthcare  
Swami Vivekanand Subharti University,  
Meerut U.P. - 250005

*Rubendra Rajput*  
*N.F. Singh*  
*Smith*

- Results of candidates will be declared at the end of IV semester only when the allbacklog subjects are cleared by the candidates.
- Maximum attempt: No more than three attempts shall be allowed for the candidate to pass the any subjects. If he/she fails to clear any subjects within three attempts will be considered as withdrawal of the course.

### Grading and Classification

#### Re-totalling:

Re-totalling of marks is permitted only for theory papers. The University, on application within the stipulated time and remittance of a prescribed fee, shall permit a re-totalling of marks for the course/s applied. The marks obtained after re-totalling shall be the final marks awarded. There is no re-evaluation offered for any of the subjects in MMRIT.

#### Supplementary Examinations:

Supplementary examination shall be conducted by the university for the benefit of unsuccessful candidates.

Lower semester examinations shall be conducted by the University along with current semester examinations for the benefit of unsuccessful candidates.

- A candidate detained for lack of attendance will be barred from appearing in any one or all course/s for the supplementary examination.
- A candidate permitted to appear for the supplementary examination can improve his internal assessment marks before he takes the supplementary examination by subjecting himself to internal assessment.

#### Grading system

#### Letter grades and CGPA

The performance of a candidate shall be evaluated according to a Letter Grading System, based on the both CCE and UE. The letter grades (O, S, A+, A, B, C, F and I) indicate the level of academic achievement assessed on a 10-point scale (0 to 10).

Marks Range (%)	Grade Point	Letter Grade	Descriptor	Classification	CGPA
90 & above	10	O	Outstanding	First Class with Distinction	7.50 and above
80-89	9	S	Excellent		
75-79	8	A+	Very Good		
65-74	7	A	Good	First Class	6.50 -7.49

60-64	6	B	Average	Second Class	6.00 - 6.49
50-59	5	C	Pass		5.00 - 5.99
Below 50	0	F	Fail	Fail	Less than
Absent	0	I	Absent		5.00

For non- credit courses 'Satisfactory' (P) or 'Unsatisfactory' (F) shall be indicated instead of the letter grade and this will not be counted for the computation of SGPA/CGPA

A candidate shall be considered to have completed a course successfully and earned the credits assigned, if he secures an acceptable letter grade in the range O-C. Letter grade 'F' in any course implies failure in that course and no credit is earned.

A candidate having satisfactory attendance at classes and meeting the passing standard at CCE in a course, but remained absent from UE shall be awarded 'I' grade in that course.

#### Grade Point Averages:

The overall performance of a candidate will be indicated by Grade Point Average (GPA). For each course grade points will be awarded as per a letter grading system.



Principal

Subharti College of Allied and Healthcare  
Swami Vivekanand Subharti Drive

Meerut

Subharti Rajput

M.P. Singh

Subharti